

Open-Ended Fund | Inception: Nov 2024 | DFSA Regulated

Risk Indicators

Lower

Higher

### Key Investment Drivers

#### India's Growth Wave

Access to the world's fastest-growing major economy with a projected GDP growth rate at 6.5% in 2026.

#### Dual Strategy Approach

Combines FPI & FDI opportunities for optimal risk-adjusted returns.

#### Multi-Sector Investment Focus

Tap into India's economic momentum by targeting high-growth sectors in industrials, finance, consumer goods, and manufacturing.

#### DFSA Regulated

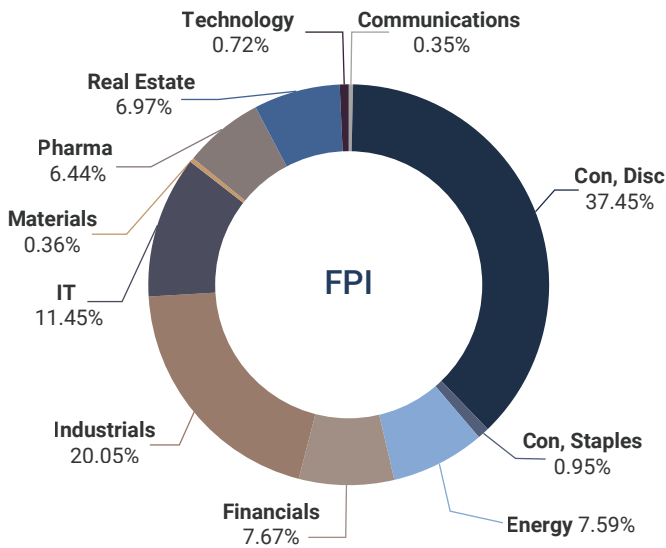
Transparent, world-class regulatory framework ensuring investor protection.

### Sector Allocation

The Century India Opportunity Fund PC executes a dual investment strategy, optimally allocating capital across both Foreign Portfolio Investment (FPI) and Foreign Direct Investment (FDI) avenues to enhance return potential and portfolio diversification. Unlocking superior risk-adjusted returns and offering exposure across India's dynamic growth landscape.

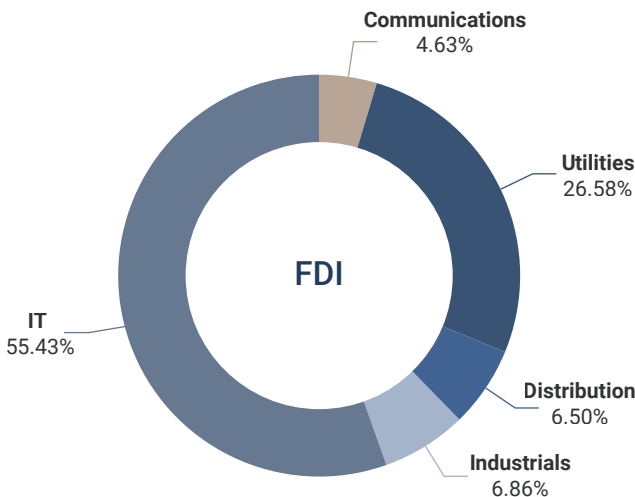
#### FPI Strategy:

- Focus Sectors:** Consumer Discretionary, Industrials, IT, Financials, Energy & Real Estate.
- Allocation based on sectoral momentum and valuation opportunities.



#### FDI Strategy:

- Focus Sectors:** IT, Utilities, Industrials, Distribution & Communications.
- Long-term strategic holdings in key resource & infrastructure assets.



### Fund Information

Domicile	Dubai International Financial Centre (DIFC)
Regulatory Framework	Dubai Financial Services Authority (DFSA)
Fund Manager	Century Private Wealth Ltd.
Geographical Focus	India
Fund Type	Open-Ended Fund
Currency	USD
Inception Date	18 November 2024
NAV Frequency	Monthly
Redemption Notice	The Business Day immediately following the Valuation Day
ISIN	AEDFXA18C073 - Century India Opportunity Fund PC - Class I AEDFXA18C065 - Century India Opportunity Fund PC - Class A
Custodian	ICICI Bank Ltd.
Fund Administrator	ONS Finserv DIFC Ltd.
Licensor	SEBI, Cat-I, Foreign Portfolio Investor (FPI)
Auditor	Moore M K M Chartered Accountants LLC.

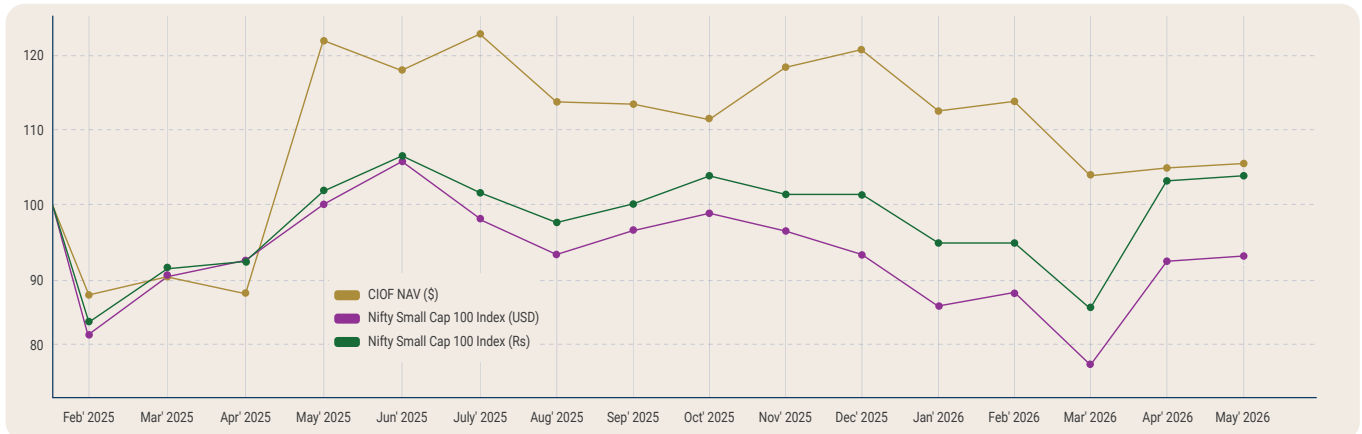
### Key Metrics

Fund Size	USD 56.5+ million
Minimum Subscription	USD 50,000 for Class A USD 500,000 for Class I
Additional Subscription	Minimum USD 10,000
Valuation Day	The last Business Day of the month or as approved by the Board of Directors
Subscription Day	Every weekday until 5 pm (UAE time) As outlined in the SPM
Management Fees	Yes, specific to share class
Performance Fees	Yes, specific to share class

#### Important Information

This document is intended for Professional Clients only and is for informational purposes only. It does not constitute investment advice or a recommendation. Investors should consult their licensed financial advisor to assess the suitability of this fund in light of their investment objectives and risk tolerance.

### Performance Comparison: CIOF NAV Vs Nifty Indices



Performance is calculated based on the Net Asset Value (NAV) of the Fund.

Past performance is not a reliable indicator of future results.

The value of shares in the Fund may fluctuate over time due to market movements and other external factors.

Index / NAV	1M	3M	6M	YTD	Since Inception
Century India Opportunity Fund PC	0.64%	-8.47%	-11.76%	-13.27%	5.19%
Nifty Small Cap 100 Index (USD)	0.78%	2.80%	-4.19%	-2.94%	-7.82%
Nifty Small Cap 100 Index (Rs)	0.73%	7.15%	1.74%	2.40%	3.61%

Source: Bloomberg

### Market Commentary & Outlook

The Century India Opportunity Fund closed May with a NAV of 105.1871

May extended the pressures that emerged in April. The West Asia conflict continued to keep global energy markets on edge, with crude oil remaining elevated and sustaining pressure on India's external balances, inflation outlook, and financial markets.

The rupee weakened further during the month, briefly touching fresh record lows before recovering partially through continued RBI intervention. Foreign exchange reserves declined as the central bank deployed reserves to smooth volatility, though reserve levels remained comfortable and sufficient to cover more than 11 months of imports.

Equity markets remained under pressure. The Nifty 50 and Sensex both ended May lower as elevated oil prices, persistent FII outflows, and global risk aversion weighed on sentiment. Domestic investors continued to provide support, limiting the scale of the decline.

Economic activity, however, remained resilient. Manufacturing and services activity stayed firmly in expansion territory, supported by domestic demand, investment activity, and export opportunities arising from global supply-chain disruptions. Cost pressures remained elevated, particularly from energy and imported inputs, but firms largely continued to absorb these increases rather than pass them on to consumers.

The RBI maintained the repo rate at 5.25% and retained its neutral stance, reiterating that the inflation shock remains largely supply-driven while monitoring risks from higher energy prices. Growth expectations remained broadly intact, supported by strong domestic fundamentals and a still-robust external buffer.

The structural story remains unchanged. May reinforced India's resilience in the face of a prolonged external shock, though that resilience continues to come at the cost of a weaker currency, lower reserves, and pressure on corporate margins.

### Investment Strategy

Our fund deploys a distinctive private equity-style security selection approach, targeting to deliver returns that exceed traditional public market investments. We invest in high-quality Indian public and private companies with high growth opportunities.

Through meticulous bottom-up analysis, we identify companies aptly poised to capitalize on macroeconomic trends and industry dynamics. This long-term philosophy is designed to unlock significant value and upside for investors.

#### Bharat's Listed Champions

Handpicked public companies, focusing on mid and small-cap "hidden gems" and sectors riding India's consumption wave.

#### Spectrum Segment

Strategic exposure in non-correlated assets and unique investment opportunities, enhancing portfolio diversification and robust risk-adjusted returns.

#### Unlisted Innovators

Investments in emerging startups and unlisted companies, targeting high-potential pre-IPO opportunities.

#### Arbitrage Enhancer

Leveraging market inefficiencies for stable returns and optimally positioned for volatility resilience.

#### Important Information

This document is intended for Professional Clients only and is for informational purposes only. It does not constitute investment advice or a recommendation. Investors should consult their licensed financial advisor to assess the suitability of this fund in light of their investment objectives and risk tolerance.



Century Private Wealth Limited  
Unit 16-38, Central Park Office Tower  
Dubai International Financial Centre  
P.O. Box 507185 Dubai  
United Arab Emirates

+971 4 509 8500  
funds@centurywealth.ae  
www.centurywealth.ae

05/2026

Regulated by the DFSA

## Disclaimer

Century Private Wealth Limited ("CPW") is duly licensed and regulated by the Dubai Financial Services Authority (DFSA) - Registration No. 3235. The financial products or services discussed in this material are available only to clients who meet the DFSA's criteria for Professional Clients or Market Counterparties. This document does not constitute an offer, solicitation, or recommendation to invest in any financial product or subscribe to any specific investment management or advisory service. Neither CPW nor any of its affiliates, directors, officers, or employees make any representation or warranty, express or implied, about the adequacy, accuracy, or completeness of the information herein. All data and information are subject to change without notice. CPW shall not be held liable for any loss or damage arising directly or indirectly from the use or reliance on this information. Neither CPW nor any of its directors or employees give any representation or warranty as to the reliability, accuracy, timeliness or completeness of the information, nor do they accept any responsibility arising in any way (including by negligence) for errors in or omissions from the information.

Participating shares issued by the Fund may be offered to investors in various classes, sub-classes, or series. CPW will manage and allocate the assets within each specific class portfolio. Investors holding shares in a particular class, sub-class, or series will bear the investment risks and potential returns associated solely with the portfolio corresponding to their share class. Investors must carefully consider the Fund's investment goals, risks, charges, and expenses before investing. It is important to recognize that under certain market conditions, the value of the shares and any associated income may decline. Each class may have a distinct risk profile, and as a result, the performance of individual classes may vary significantly from the overall performance of the Fund.

Special risks are associated in hedge funds related to foreign investments, including currency fluctuations and political developments. Investments in developing markets involve heightened risks related to these factors, in addition to those associated with these markets' smaller size and lesser liquidity. Investing involves substantial risks, including the risk of losing principal. The investment products referenced herein may not be suitable for all investors and may involve leverage, illiquidity, and speculative practices that can significantly increase the risk of loss. The Fund is also exposed to a range of risks beyond those outlined here. Investors must consult with independent legal, financial, and tax advisors before making any investment decision. Historical performance is not indicative of future results. Investors must carefully read the Fund's Private Placement Memorandum ("PPM"), Supplement to PPM ("SPM"), other offering documents, or other related materials for a comprehensive understanding of risks and terms. The information provided in this marketing material is only for the intended recipient, who must ensure its suitability in light of their specific circumstances and needs. By accessing and using this marketing material, you agree to the terms and conditions contained herein and acknowledge that CPW reserves the right to modify or amend this disclaimer without prior notice.

CPW will not accept liability for any loss of profit or any other damage arising directly or indirectly from reliance on this marketing material. The information contained in this marketing material is based on sources believed to be reliable. However, CPW does not guarantee its accuracy or completeness. Charts and data are for illustrative purposes only and do not reflect current market conditions. Future statements and projections are not guaranteed and may be subject to changes in market conditions. CPW is not responsible for the content, veracity, or opinions of third-party providers referenced in this material. Clients should independently verify any information before making any decision. This material does not consider your investment objectives, financial situation, or specific needs.

This material should not be considered as legal, business, or tax advice. CPW expressly disclaims any obligation to update or revise any information or forward-looking statements in this document. Certain investment products may use leverage and other strategies that amplify risk. Investors must be prepared for the possibility of losing their entire investment. This document is not for distribution to the general public but for intended recipients only and may not be published, circulated, reproduced or distributed in whole or part to any other person without the written consent of CPW. This communication is intended only for and will be distributed to persons residing in jurisdictions where such distribution or availability would not violate local laws or regulations.