

Open-Ended Fund | Inception: Nov 2024 | DFSA Regulated

Risk Indicators

Lower Higher

Key Investment Drivers

India's Growth Wave

Access to the world's fastest-growing major economy with a projected GDP growth rate at 6.4% in 2026 and 6.4% in 2027.

Dual Strategy Approach

Combines FPI & FDI opportunities for optimal risk-adjusted returns.

Multi-Sector Investment Focus

Tap into India's economic momentum by targeting high-growth sectors in industrials, finance, consumer goods, and manufacturing.

DFSA Regulated

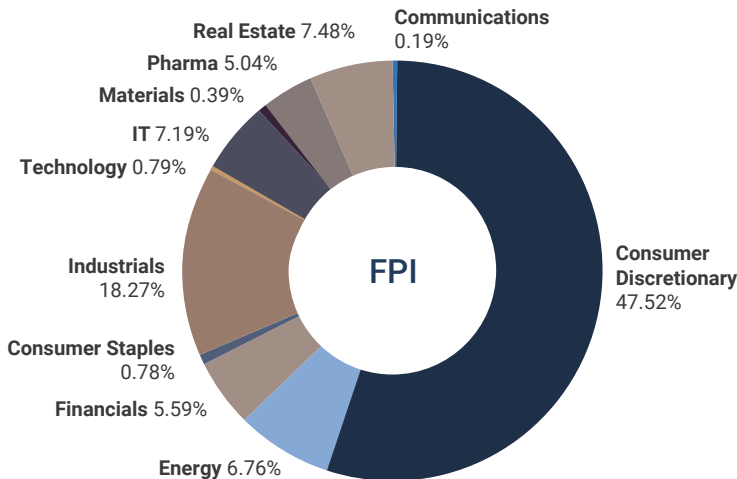
Transparent, world-class regulatory framework ensuring investor protection.

Sector Allocation

The Century India Opportunity Fund PC executes a dual investment strategy, optimally allocating capital across both Foreign Portfolio Investment (FPI) and Foreign Direct Investment (FDI) avenues to enhance return potential and portfolio diversification. Unlocking superior risk-adjusted returns and offering exposure across India's dynamic growth landscape.

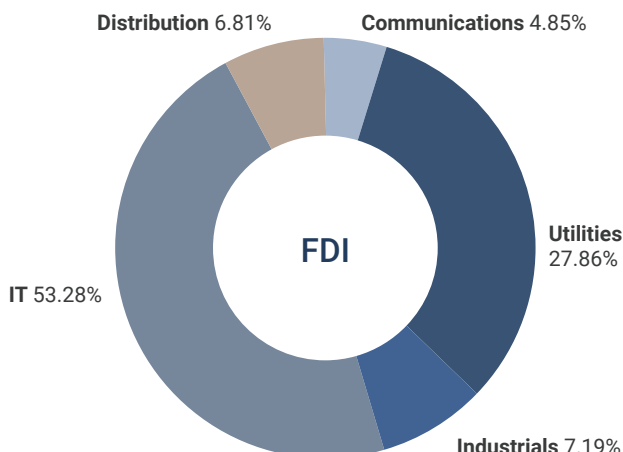
FPI Strategy:

- Focus Sectors: Consumer Discretionary, Industrials, Energy, Real Estate, IT & Financials.
- Allocation based on sectoral momentum and valuation opportunities



FDI Strategy:

- Focus Sectors: IT, Utilities, Industrials, Distribution and Communications.
- Long-term strategic holdings in key resource & infrastructure assets



Fund Information

| | |
|----------------------|--|
| Domicile | Dubai International Financial Centre (DIFC) |
| Regulatory Framework | Dubai Financial Services Authority (DFSA) |
| Fund Manager | Century Private Wealth Ltd. |
| Geographical Focus | India |
| Fund Type | Open-Ended Fund |
| Currency | USD |
| Inception Date | 18 November 2024 |
| NAV Frequency | Monthly |
| Redemption Notice | The Business Day immediately following the Valuation Day |
| ISIN | AEDFXA18C073 - Century India Opportunity Fund PC - Class I AEDFXA18C065 - Century India Opportunity Fund PC - Class A |
| Custodian | ICICI Bank Ltd. |
| Fund Administrator | ONS Finserv DIFC Ltd. |
| Licensor | SEBI, Cat-I, Foreign Portfolio Investor (FPI) |
| Auditor | Baker Tilly MKM Chartered Accountants |

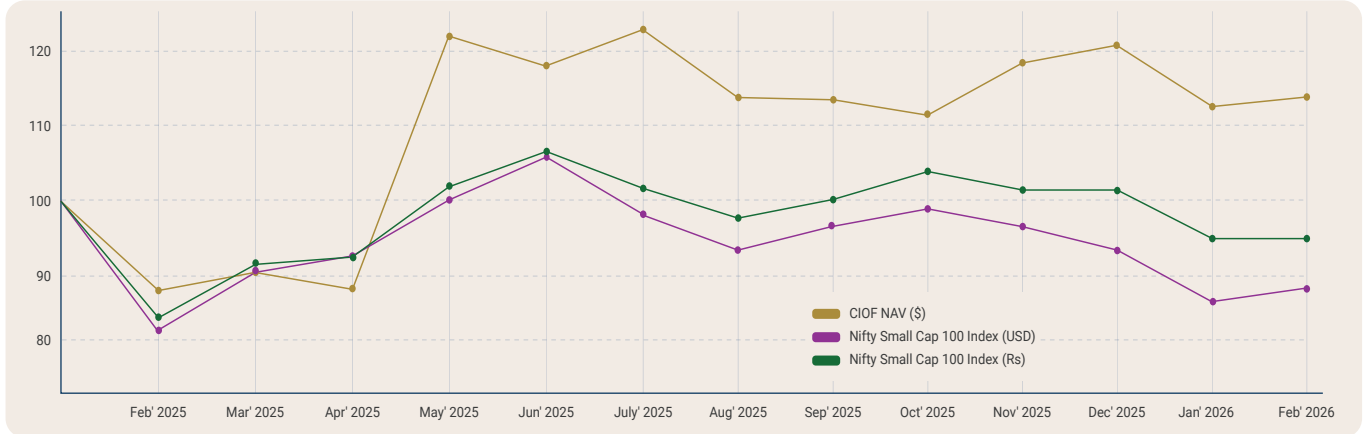
Key Metrics

| | |
|-------------------------|---|
| Fund Size | USD 62.5+ million |
| Minimum Subscription | USD 50,000 for Class A USD 500,000 for Class I |
| Additional Subscription | Minimum USD 10,000 |
| Valuation Day | The last Business Day of the month or as approved by the Board of Directors |
| Subscription Day | Every weekday until 5 pm (UAE time) As outlined in the SPM |
| Management Fees | Yes, specific to share class |
| Performance Fees | Yes, specific to share class |

Important Information

This document is intended for Professional Clients only and is for informational purposes only. It does not constitute investment advice or a recommendation. Investors should consult their licensed financial advisor to assess the suitability of this fund in light of their investment objectives and risk tolerance.

Performance Comparison: CIOF NAV Vs Nifty Indices



Performance is calculated based on the Net Asset Value (NAV) of the Fund.
Past performance is not a reliable indicator of future results.
The value of shares in the Fund may fluctuate over time due to market movements and other external factors.

| Index / NAV | 1M | 3M | 6M | YTD | Since Inception |
|-----------------------------------|-------|--------|--------|--------|-----------------|
| Century India Opportunity Fund PC | 2.59% | -3.60% | 0.26% | -5.25% | 14.92% |
| Nifty Small Cap 100 Index (USD) | 1.04% | -6.80% | -4.79% | -5.59% | 5.18% |
| Nifty Small Cap 100 Index (Rs) | 0.30% | -5.05% | -1.73% | -4.43% | -3.30% |

Source: Bloomberg

Market Commentary & Outlook

The Century India Opportunity Fund PC closed February 2026 with a NAV of 114.9152.

On February 1, Finance Minister Nirmala Sitharaman presented a Union Budget defined by ambition and discipline in equal measure. Capital expenditure was raised to a record ₹12.2 lakh crore, an 11.5% increase, anchoring India's infrastructure push in roads, railways, and urban development. The Railways received their highest-ever allocation of ₹2.77 lakh crore, and seven new high-speed rail corridors were announced. A dedicated ₹10,000 crore Biopharma SHAKTI scheme was unveiled to position India as a global biologics manufacturing hub. Despite this scale of public investment, the fiscal deficit path remains intact at 4.3% of GDP for FY27, a clear signal that growth and prudence are not in conflict.

India's real economy data affirmed the picture of broad-based expansion. The HSBC Manufacturing PMI rose to 56.9 in February, a four-month high, with new orders, output, and employment all accelerating. The Services PMI held at 58.5 in January, among the highest readings of any major economy globally. Industrial production for December 2025 came in at a 26-month high of 7.8%, with capital goods growing 8.1% and consumer durables rising 12.3%, a combination that signals both household confidence and corporate reinvestment.

The Reserve Bank of India's Monetary Policy Committee, meeting on February 6, held the repo rate steady at 5.25% following a cumulative 125 basis points of cuts delivered since early 2025. With monetary stimulus flowing through a banking system that saw credit grow at an 18-month high of 14.5% in December 2025, the pause was a mark of confidence, not caution. The RBI raised its FY26 GDP forecast to 7.4% and projected CPI inflation at just 2.1% for the year, delivering the rare combination of strong growth and benign prices that long-term investors seek.

India enters Q4 FY26 with every major macro indicator in expansion territory and a policy environment of exceptional coherence. The Economic Survey 2025-26 projects FY27 growth at 6.8–7.2%, underpinned by strong domestic demand, recovering private investment, and the structural tailwind of two historic trade agreements. The convergence of fiscal discipline, monetary accommodation, trade liberalisation, and demographic-driven consumption is not cyclical. It is the architecture of a multi-decade growth story.

Investment Strategy

Our fund deploys a distinctive private equity-style security selection approach, targeting to deliver returns that exceed traditional public market investments. We invest in high-quality Indian public and private companies with high growth opportunities.

Through meticulous bottom-up analysis, we identify companies aptly poised to capitalize on macroeconomic trends and industry dynamics. This long-term philosophy is designed to unlock significant value and upside for investors.

Bharat's Listed Champions

Handpicked public companies, focusing on mid and small-cap "hidden gems" and sectors riding India's consumption wave.

Spectrum Segment

Strategic exposure in non-correlated assets and unique investment opportunities, enhancing portfolio diversification and robust risk-adjusted returns.

Unlisted Innovators

Investments in emerging startups and unlisted companies, targeting high-potential pre-IPO opportunities.

Arbitrage Enhancer

Leveraging market inefficiencies for stable returns and optimally positioned for volatility resilience.

Important Information

This document is intended for Professional Clients only and is for informational purposes only. It does not constitute investment advice or a recommendation. Investors should consult their licensed financial advisor to assess the suitability of this fund in light of their investment objectives and risk tolerance.



Century Private Wealth Limited
Unit 16-38, Central Park Office Tower
Dubai International Financial Centre
P.O. Box 507185 Dubai
United Arab Emirates

+971 4 509 8500
funds@centurywealth.ae
www.centurywealth.ae

Regulated by the DFSA

02/2026

Disclaimer

Century Private Wealth Limited ("CPW") is duly licensed and regulated by the Dubai Financial Services Authority (DFSA) - Registration No. 3235. The financial products or services discussed in this material are available only to clients who meet the DFSA's criteria for Professional Clients or Market Counterparties. This document does not constitute an offer, solicitation, or recommendation to invest in any financial product or subscribe to any specific investment management or advisory service. Neither CPW nor any of its affiliates, directors, officers, or employees make any representation or warranty, express or implied, about the adequacy, accuracy, or completeness of the information herein. All data and information are subject to change without notice. CPW shall not be held liable for any loss or damage arising directly or indirectly from the use or reliance on this information. Neither CPW nor any of its directors or employees give any representation or warranty as to the reliability, accuracy, timeliness or completeness of the information, nor do they accept any responsibility arising in any way (including by negligence) for errors in or omissions from the information.

Participating shares issued by the Fund may be offered to investors in various classes, sub-classes, or series. CPW will manage and allocate the assets within each specific class portfolio. Investors holding shares in a particular class, sub-class, or series will bear the investment risks and potential returns associated solely with the portfolio corresponding to their share class. Investors must carefully consider the Fund's investment goals, risks, charges, and expenses before investing. It is important to recognize that under certain market conditions, the value of the shares and any associated income may decline. Each class may have a distinct risk profile, and as a result, the performance of individual classes may vary significantly from the overall performance of the Fund.

Special risks are associated in hedge funds related to foreign investments, including currency fluctuations and political developments. Investments in developing markets involve heightened risks related to these factors, in addition to those associated with these markets' smaller size and lesser liquidity. Investing involves substantial risks, including the risk of losing principal. The investment products referenced herein may not be suitable for all investors and may involve leverage, illiquidity, and speculative practices that can significantly increase the risk of loss. The Fund is also exposed to a range of risks beyond those outlined here. Investors must consult with independent legal, financial, and tax advisors before making any investment decision. Historical performance is not indicative of future results. Investors must carefully read the Fund's Private Placement Memorandum ("PPM"), Supplement to PPM ("SPM"), other offering documents, or other related materials for a comprehensive understanding of risks and terms. The information provided in this marketing material is only for the intended recipient, who must ensure its suitability in light of their specific circumstances and needs. By accessing and using this marketing material, you agree to the terms and conditions contained herein and acknowledge that CPW reserves the right to modify or amend this disclaimer without prior notice.

CPW will not accept liability for any loss of profit or any other damage arising directly or indirectly from reliance on this marketing material. The information contained in this marketing material is based on sources believed to be reliable. However, CPW does not guarantee its accuracy or completeness. Charts and data are for illustrative purposes only and do not reflect current market conditions. Future statements and projections are not guaranteed and may be subject to changes in market conditions. CPW is not responsible for the content, veracity, or opinions of third-party providers referenced in this material. Clients should independently verify any information before making any decision. This material does not consider your investment objectives, financial situation, or specific needs.

This material should not be considered as legal, business, or tax advice. CPW expressly disclaims any obligation to update or revise any information or forward-looking statements in this document. Certain investment products may use leverage and other strategies that amplify risk. Investors must be prepared for the possibility of losing their entire investment. This document is not for distribution to the general public but for intended recipients only and may not be published, circulated, reproduced or distributed in whole or part to any other person without the written consent of CPW. This communication is intended only for and will be distributed to persons residing in jurisdictions where such distribution or availability would not violate local laws or regulations.